

EXISTING		FUTURE	
(1)	AIR CARRIER TERMINAL	(1)	AIR CARRIER TERMINAL
(2)	RENTAL CAR FACILITIES	(2)	RENTAL CAR FACILITIES
(12)	AIR TRAFFIC CONTROL TOWER	(12)	AIR TRAFFIC CONTROL TOWER
(13)	AIR CARRIER FUEL FARM	(13)	AIR CARRIER FUEL FARM
PROPOSED		PROPOSED	
(14)	GENERAL AVIATION	(14)	GENERAL AVIATION

	EXISTING	FUTURE
AIRPORT PROPERTY LINE	---	---
BUILDINGS	■	■
PAVEMENT EDGES	—	—
SECURITY FENCE	—	—
DEMOLITION/RELOCATION	■	■
OBSTRUCTION LIGHTS	⊙	⊙
ROTATING BEACON	⊙	⊙
R/W END IDENTIFIER LIGHTS (RELS)	⊙	⊙
AIRPORT REFERENCE POINT	⊙	⊙
WIND CONE SEGMENTED CIRCLE	⊙	⊙
CENTERLINE LIGHTS	—	—
ULTIMATE CONSTRUCTION	▲▲▲▲	▲▲▲▲
RAMP/APRON CONSTRUCTION	▲▲▲▲	▲▲▲▲



2000 MYR-TAP-01.DWG
NORTHWEST-30x42


GENERAL AVIATION AREA PLAN

MYRTLE BEACH INTERNATIONAL AIRPORT
MYRTLE BEACH, SOUTH CAROLINA

DELTA AIRPORT CONSULTANTS, INC.
Charlotte, NC • Fort Worth, TX
Harrisburg, PA • Richmond, VA

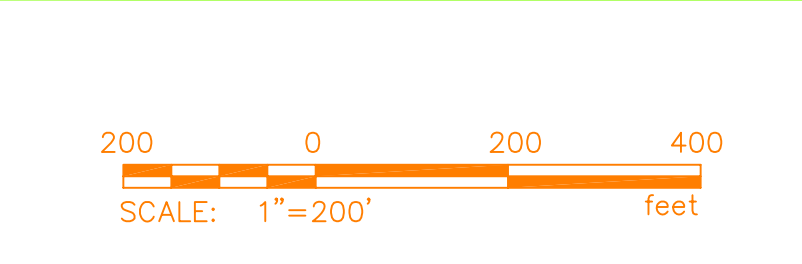
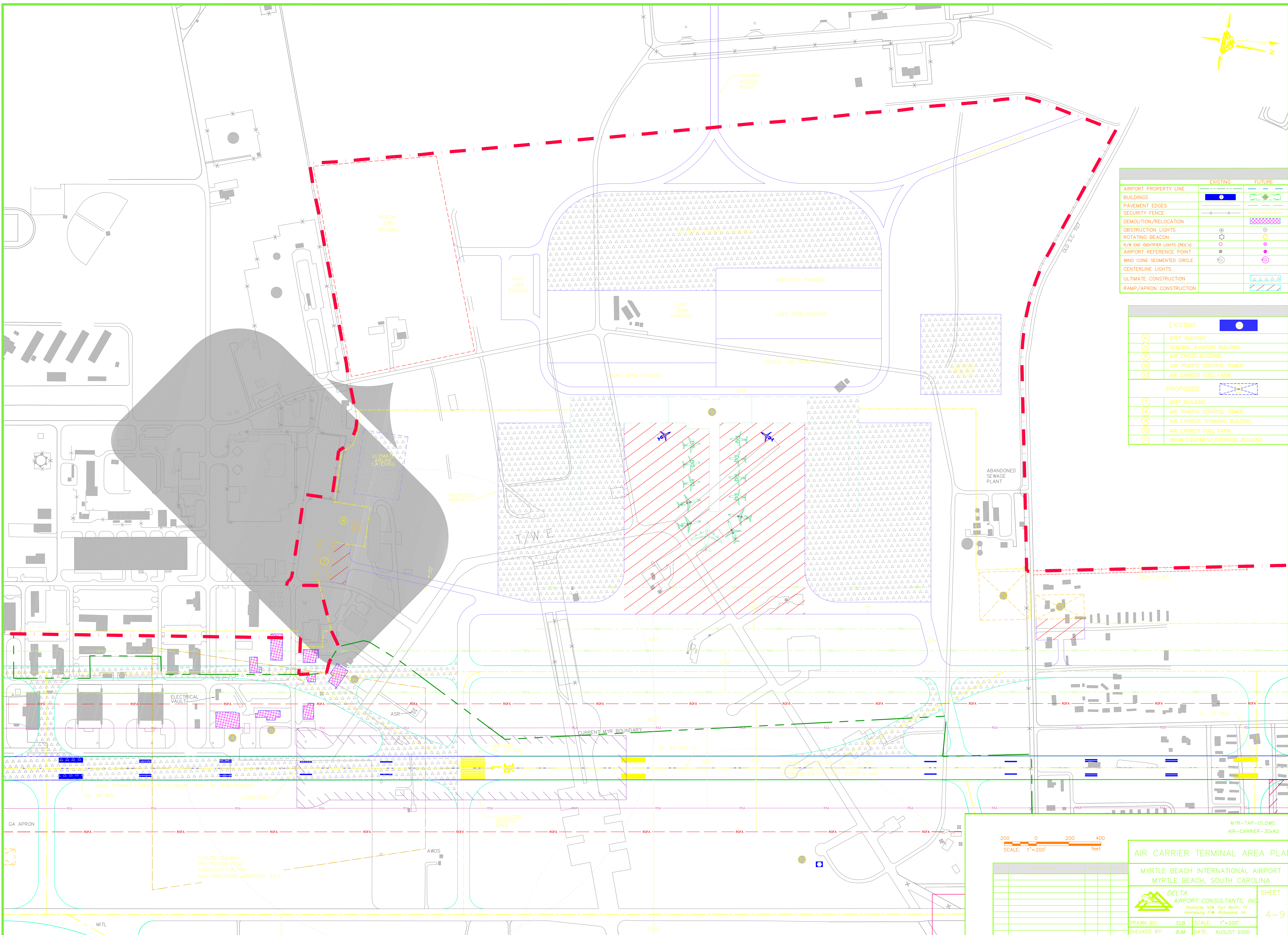
DRAWN BY: CLB SCALE: 1"=200'
CHECKED BY: BJM DATE: AUGUST 2000

SHEET 5-9



	EXISTING	FUTURE
AIRPORT PROPERTY LINE		
BUILDINGS		
PAVEMENT EDGES		
SECURITY FENCE		
DEMOLITION/RELOCATION		
OBSTRUCTION LIGHTS		
ROTATING BEACON		
R/W END IDENTIFIER LIGHTS (REL'S)		
AIRPORT REFERENCE POINT		
WIND CONE SEGMENTED CIRCLE		
CENTERLINE LIGHTS		
ULTIMATE CONSTRUCTION		
RAMP/APRON CONSTRUCTION		

FACILITIES INDEX	
EXISTING	
(4)	ARFF BUILDING
(5)	GENERAL AVIATION BUILDING
(6)	AIR CARGO BUILDING
(12)	AIR TRAFFIC CONTROL TOWER
(13)	AIR CARRIER FUEL FARM
PROPOSED	
(7)	ARFF BUILDING
(8)	AIR TRAFFIC CONTROL TOWER
(9)	AIR CARRIER TERMINAL BUILDING
(10)	AIR CARRIER FUEL FARM
(11)	SNOW EQUIPMENT/STORAGE BUILDING



NO.	REVISIONS	BY	APP.	DATE

MYR-TAP-01.DWG
AIR-CARRIER-30x42

AIR CARRIER TERMINAL AREA PLAN

MYRTLE BEACH INTERNATIONAL AIRPORT
MYRTLE BEACH, SOUTH CAROLINA

DELTA AIRPORT CONSULTANTS, INC.
Charlotte, NC Fort Worth, TX
Harrisburg, PA Richmond, VA

DRAWN BY: CLB SCALE: 1"=200'
CHECKED BY: BJM DATE: AUGUST 2000

SHEET
4 - 9